

YEAR 2 CURRICULUM PRESENTATION

Here you will find all the information you need regarding Year 2 at Brunswick House.

STAFF TEAM

Year 2 Curriculum Presentation

► Upnor



Miss Brigden, Mrs Barcroft, Mrs Collins, Mrs Jahaj



► Lullingstone




Mrs Beadle, Mrs Shehaj, Mrs Pritchard, Mrs Willis



SCHOOL VALUES

- ▶ **Self-belief**
- ▶ **Empathy**
- ▶ **Respect**
- ▶ **Teamwork**
- ▶ **Honesty**



All members of the community endeavour to demonstrate our school values at all times.

PUPIL PREMIUM

- ▶ Your child might be eligible for free school meals and additional financial support
- ▶ If you think this could be you, collect a 'needs assessment' form from the office and apply
- ▶ Email office@Brunswick-house.kent.sch.uk
- ▶ [Alternatively: inclusion@Brunswick-house.kent.sch.uk](mailto:inclusion@Brunswick-house.kent.sch.uk)

HEALTHY EATING

- Break time snacks – These should be fruit, vegetables or a small piece of cheese.
- Lunchboxes – Please no chocolate bars, or sweets. Crisps are allowed on a Wednesday and Friday only.
- **No nuts** or nut containing products (including spreads)
- Please ensure that you provide a bottle of water for your children to drink throughout the day, not juice or squash.
- For some great packed lunch ideas check out

<https://www.bbcgoodfood.com/howto/guide/healthy-lunches-for-kids>



CURRICULUM PLANNING

Year 2 Curriculum Map				
	Autumn Term Sep-Dec		Spring Term Jan-April	
	Summer Term May-July			
English	The Secret Sky Descriptions Writing in role Letters Speech Book review	Ylva and the great fire of London Descriptions Writing in role Recounts Speech Poetry Instructions	Lila and the rain Narrative Poetry Speech	secret of the Man on the Moon Writing in role Recount Biography Newspaper article
Mathematics	Expanded noun phrases Past and present progressive forms of verbs Tenses Statements Questions Commands Exclamations Adjectives Adverbs Subordination using because, if, when, that Co-ordination using or, and, but Sentences Simple past and simple present Subordinating conjunctions Apostrophes (contractions) Capital letters Full stops Question marks Exclamation marks Commas in lists Commas in lists Possessive apostrophes Distinguishing homophones and near-homophones (sea, see, to, too, two; quite, quiet, bare, bear; one, won; blue, blew) Suffixes er (comparative) and est (superlative)		Expanded noun phrases Past and present progressive forms of verbs Tenses Statements Questions Commands Exclamations Adjectives Adverbs Subordination using because, if, when, that Co-ordination using or, and, but Sentences Simple past and simple present Subordinating conjunctions Apostrophes (contractions) Capital letters Full stops Question marks Exclamation marks Commas in lists Commas in lists Possessive apostrophes Distinguishing homophones and near-homophones (sea, see, to, too, two; quite, quiet, bare, bear; one, won; blue, blew) Suffixes er (comparative) and est (superlative)	
History	The Great Fire of London. How did the Great Fire of London spread so far and fast? In this unit, we will be covering the historical significance of the Great Fire of London and how it affected British history moving forward. We will be learning about how sources can be used to find out about the past and how we can check the reliability of them. We will also learn how this event was documented and the immediate after effects of the damage caused.		Significant Individuals: Why do these significant individuals deserve to be remembered? In this unit, we will be focussing on important people from history. These include: Florence Nightingale, Mary Seacole, Emmeline Pankhurst, Rosa Parks, Neil Armstrong and Matthew Henson. We are focussing on important individuals who have made significant contributions to society in different fields as well as how they compare to someone similar in their field, such as; nursing, female activists and explorers.	
Geography	Describe and understand the significance of historical events beyond living memory (nationally or globally) Describe key people from the past who have contributed to national and international achievements and understand their significance Place key dates/eras on a timeline to develop chronological language and to identify similarities and differences between ways of life in different periods Know about changes within living memory and how they affected changes in national life e.g. toys, homes, transport Know about local historical events, people and places Use a wider range of historical vocabulary e.g. recently, decade, century, source, pioneer		Castles and the Queens of England: How were the lives of our Queens similar and different? Throughout this unit, we will be studying the past queens of England and the impact their reigns had on our country. The Queens we will be exploring are: Boudicca, Queen Elizabeth I, Queen Victoria, Queen Elizabeth II. We will also be learning about how the castles in England have changed over time and how the defence properties have evolved with each Queen.	

- ▶ Year 2 Yearly Overview
- ▶ This can be found on the school website in the learning section.
- ▶ Weekly learning is included on the newsletter.



READING

Year 2 Curriculum Presentation

- ▶ We encourage all children to read at home for at least 15 minutes a day. Please use the questions in the back of the book to encourage your children's comprehension. Please try and add any home reading into your child's yellow reading record.
- ▶ Reading records and books should come into school every day. Books will be changed on your book changing day. You should have a sticker with this information on it.
- ▶ Reading doesn't need to just be in a book; recipes, newspaper articles and instructions all count!



PHONICS

Year 2 Curriculum Presentation

- ▶ We use the Twinkl Phonics scheme.
- ▶ Children will be taking home Rhino Readers books which follow the progression of phonics sounds we learn.
- ▶ We will put the current phonics sound and spelling words on the weekly newsletter each week.
- ▶ In Year 2, we will be having daily Phonics lessons and will be learning the Level 6 sounds.
- ▶ By the end of Year 2, children should be able to read hundreds of words automatically so that they can really focus on reading for pleasure.

WRITING

- ▶ We cover writing in a variety of ways in Year 2. We bring together our reading and SPaG skills to create extended pieces of writing each week.
- ▶ We write narratives, letters, diaries and much more.
- ▶ We create cross curricular pieces of writing and love reading what other people have created.
- ▶ It is really important for children to enjoy writing so encourage them to write about something they enjoy at home.




SPAG

Alongside teaching reading and writing in English, we will also be delivering Spelling, Punctuation and Grammar lessons. These will include all of the skills covered in Year 1 as well as introducing a range of new objectives.



MATHS

Year 2 Curriculum Presentation



- ▶ Maths skills are a fundamental part of life.
- ▶ We teach maths at Brunswick using the White Rose mastery approach and yearly overviews can be found on the school website.
- ▶ Areas of maths we cover include: place value, calculation, shape, space and measure and statistics.
- ▶ It is really important that children learn their key number facts including their number bonds and times tables. You could also help your children learn to tell the time at home.
- ▶ Children will continue to have access to Mathletics, Numbots and TT Rockstars.

PE

- Children should wear their PE kit to school.
- PE days are Monday and Friday for 2L and Tuesday and Thursday for 2U .
- Summer Kit – A blue or white t shirt with shorts and trainers.
- Winter Kit – A blue or white t-shirt with navy blue or black jogging bottoms, cobalt blue hoody/ jumper and trainers.
- Please remember hair should be tied up and there should be no earrings worn on PE day.

ONLINE SAFETY

Year 2 Curriculum Presentation



- Know the risks and how to report any incidents
- The children have their own usernames and passwords
- Ensure you know how your children's devices work and provide a safe environment to use these
- Empowering children to be responsible for their digital portfolio
- If you need any advice or support, contact any of our designated safeguarding leads.




BEHAVIOUR

Year 2 Curriculum Presentation



- ▶ Children at Brunswick House are rewarded for the wonderful positive behaviour they display.
- ▶ We now use Class Dojo to support our behaviour for learning. The children have come up with what they would like to earn points for.
- ▶ Please ensure you are connected to Class Dojo so that you can see the points your child is earning in school.

HOME LEARNING

- Reading for 15 minutes each day is also part of your child's home learning.
 - Please try and spend 5 – 10 minutes a day on Numbots and collect at least 500 points a week on Mathletics.
- 
- Three parallel white lines of varying lengths are positioned in the bottom right corner of the slide, slanted diagonally upwards from left to right.

SAFEGUARDING

We have six Designated Safeguarding Leaders (DSL).
They are responsible for ensuring all children are kept safe.

They are;

Mrs Skinner – headteacher@Brunswick-house.kent.sch.uk

Miss Fullagar – deputy@Brunswick-house.kent.sch.uk

Miss Zigler – Fleader@Brunswick-house.kent.sch.uk

Mrs Martin – flo@Brunswick-house.kent.sch.uk

Mrs Pickard – inclusion@brunswick-house.kent.sch.uk

Mr Fenniche- LKS2leader@Brunswick-house.kent.sch.uk

If you have any safeguarding concerns, please do contact one of these people.

KEEPING IN TOUCH

- ▶ Mrs Kitchen (KS1 Leader) – KS1leader@brunswick-house.kent.sch.uk
- ▶ Office – office@brunswick-house.kent.sch.uk
- ▶ Mrs Claydon – absence@Brunswick-house.kent.sch.uk

HOME SCHOOL AGREEMENT

Brunswick House
Primary School

Home School Agreement

Pupil name _____

Year 2 / Year 3

Brunswick House Primary School is committed to working with you and your child to provide the highest quality of education. This education will be challenging, exciting and creative and will extend achievement throughout the school. Our aim is to develop a confident child, capable of independent learning, ready and willing to become responsible and effective member of the community and equipped for life in Modern Britain.

Parents and Carers:	School:	Pupil:
<p>I/We will:</p> <ul style="list-style-type: none"> See that my/our child goes to school daily and on time. (Expectation of a minimum 97% attendance). Make sure my/our child is properly equipped with school uniform and P.E. kit. Make sure that my child is always appropriately dressed for the weather. Provide an explanation if my/our child is absent for illness or medical appointments and must complete a leave of absence form on the day my child returns to school Request permission for absence for reasons other than those above. Make the school aware of any concerns or problems that might affect my/our child's learning or behaviour. Support the school's policies and guidelines for behaviour and discipline. Support the school's approach to online safety and will not upload, send or add any pictures, video or text that could upset, offend or threaten the safety of any member of the school community. Support my/our child to be safe online. Support my/our child with their home learning activities. Attend parents' evenings and discussion on my/our child's progress. Get to know about my/our child's life in school. <p>Signed (Parent/Carer)</p>	<p>We will:</p> <ul style="list-style-type: none"> Promote your child's health, safety and happiness. Encourage your child to do their best at all times. Encourage your child to take care of their own belongings, surroundings and other's around them. Provide a broad and balanced curriculum that meets the individual needs of your child. Liaise with you concerning any issues affecting your child's learning or behaviour. Provide you with regular whole school communications as well as class specific information. Provide you opportunities for us to discuss your child's progress /well-being with school staff. Be open and welcoming at all times and offer opportunities for parents to become involved in the life of the school. <p>Signed (Class Teacher)</p> <p>Signed (Headteacher)</p>	<p>I will:</p> <ul style="list-style-type: none"> Come to school every day and on time. Do my best to complete my class and home learning as well as I can. Be polite, helpful, kind and considerate to everyone in our school community. Wear the school uniform with pride. Always behave sensibly in class. Take good care of the school and its environment. Respect my personal belongings and those of others. Remembering to move around the school respectfully so that others can continue to work. Use good speaking and listening skills. Keep myself safe on the computer and will talk to an adult if something worries me online. Follow the school's values. <p>Signed in Year 2 (Pupil)</p> <p>Signed in Year 3 (Pupil)</p>

Respect

Empathy

Teamwork

Self-Belief

Honesty

➤ Please ensure you have read the current Home School Agreement and are aware of the information it contains.

➤ If you would like a hard copy, please contact Mrs Kitchen or the School Office.

ANY QUESTIONS?

- If you have any questions about the information in this PowerPoint or about anything else in Year 2, please contact us via:

ks1leader@Brunswick-house.kent.sch.uk

We are also around at pick up time, but please be aware you may have to wait while we dismiss the children safely.